

100% Battery Driven

Patented (pending) drive system with the most modern screw and nut system. Machine room less. State of the art 48V battery driven IPM-SynRM motor with next generation motor control technology.



EcoDrive

48V battery bank

dynamically charged.

- When traveling down
- By battery charger
- By solar panels (optional)



A-rated energy consumption

At full operation, energy consumption is similar to an A-rated dishwasher (according to VDI 4707). The market's lowest maintenance cost thanks to the EcoDrive.



Easy installation

All inclusive lift + shaft. Possible to install directly on the floor. 230V single phase installation.



Anti-trap system

Full operation if external power failure. No need to be anxious.



SWIFT Remote

Always connected and remotely monitored to minimize maintenance and service costs and to optimize functionality.



Sustainability

More than 90% of the components in the lift are recyclable.



Warranty

10 years of screw and nut drive system. 5 years for the lift (requires a Support and Maintenance package).



Technical compliance

Complies with Europe's strictest safety requirements European Machinery Directive 2006/42/EC.



NEW WAYS TO MOVE

SWIFT Lite

SWIFT home lifts represents the future of stylish living, allowing you to move smoothly and swiftly between different floors in your home. Enjoy every-day luxury and the highest level of safety for peace of mind.

SWIFT is specifically designed to be integrated with your home without any of the complicated building works required with traditional elevators. It is safe, smart and silent.

SWIFT Lite is designed to meet the requirements of a limited budget without compromising on style and comfort.

Please visit [swiftlifts.com](https://www.swiftlifts.com) for more information.

SWIFT

SWIFT Lite

The home lift consists of a L-shaped platform with a floor that moves you up and down. The lift is controlled by classic lift buttons in stainless steel.

Light

Carrier: White LED

Doors

Double glass doors with automatic openers/closers. Built-in obstacle detection, stay open function and possibility to set door speed.

Carpets:

SWIFT Lite comes with a Vinyl Black carpet as standard. The carpet is a woven vinyl and easy to clean. As an option you can choose a flooring made by the Danish design company Ege Carpets. The yarn is a recycled micro fibre.

Vinyl Black | Standard

Una Micro Grey | Option



Shaft and lift colour

Glass or metal panels. Three colours to choose from.

Standard:

Traffic White
RAL 9016

Options:

Jet Black
RAL 9005

Gold
New colour
for 2023

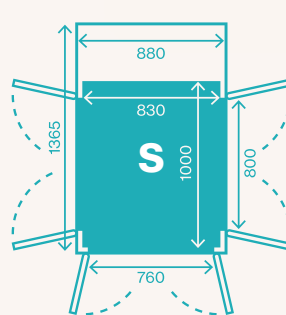
Platform wall

Grey white resin board.

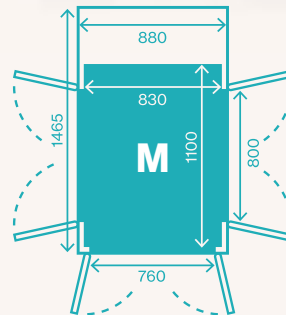


Handrail

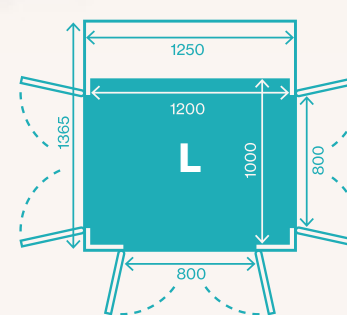
Choose between a black or white handrail.



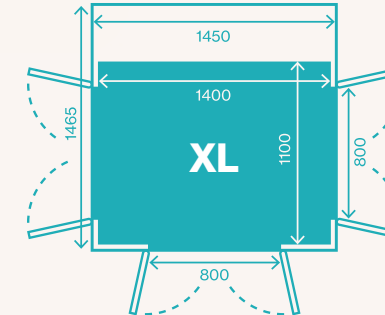
Size: 830x1000 mm



830x1100 mm



1200x1000 mm



1400x1100 mm

Lift sizes:

*Recommended size (for hole through the floor)

Rated load: 250 kg / 3 persons
Hole through floor*: 940x1425 mm

250 kg / 3 persons
940x1525 mm

400 kg / 5 persons
1310x1425 mm

400 kg / 5 persons
1510x1525 mm

Technical specifications

Floors: 2-6 floors
Travel: 250 to 15.000 mm
Speed: 0.15 m/s (0.3 m/s as an option)
Power: 230 V 1-phase 6 A (8 A fuse)
Drive system: Patent pending screw and nut installation 50 mm (in line with the floor) or on top of the floor with a door sill.