



# EASYLIFT

by Liftup

## Innovative, simple design

The EasyLift is a modern lifting platform from Liftup. Walking-impaired and wheelchair users can now move elegantly and comfortably between minor level differences.

### Equal opportunities for all!

The EasyLift offers wheelchair users and the walking-impaired access to levels which would normally be hard to reach. Thanks to its maximum lifting height of 125 cm, EasyLift can be used in many places – both indoors and outdoors!

No more long waiting times and unsafe and insecure lifting appliances. EasyLift runs quickly, safely and comfortably as no other lift does.

### Stable and comfortable

The EasyLift is the most stable and comfortable lifting platform on the market. With support in all four corners and fixing to the end wall, the user is conveyed safely and without difficulty to the desired level. The four lifting motors are precisely controlled and completely synchronous, which guarantees safe and comfortable movement.

### Innovative and attractive design

A number of architects were consulted during the design phase of the EasyLift. All Liftup products are designed and manufactured with both the user and the surroundings in the centre. Clean, straight lines characterize the design, and its flexible construction means that the EasyLift can be individually adjusted to its surroundings, so providing an exclusive impression.

### Safety in the centre

The EasyLift defines safety. A solid pressure plate beneath the entire platform safeguards people and objects from coming to harm. Naturally, the EasyLift is made according to all the current standards and thus meets all essential safety requirements. Depending on the current legislation in the sphere, the EasyLift will be supplied with extra safety equipment such as safety barrier/door and key switch..

### Assembly


The EasyLift is fitted without changing the existing structural elements and only requires a level floor. It is secured to the end wall for a stable and comfortable movement.. The only preparation at the set-up site is providing a power supply to the lift in which the control unit is now fully integrated.

## BENEFITS

- No risk of squeezing from use
- A stable, registered lifting principle
- Variable design makes the EasyLift the perfect solution – including in exclusive surroundings



Simple operation



The drive-up ramp which also functions as an anti-roll-off device





## REFERENCER



**Aalborg Airport** celebrating their 75 years anniversary took place parallel to Liftup's 1000<sup>th</sup> installation. The EasyLift looks elegant and fully integrated, in the staffs canteen.



Thanks to a deliberate choice of neutrally-appearing materials one hardly notices the EasyLift to the right of the **courthouse** entrance in Viborg, DK.



## EasyLift (V3) Technical Specifications:

- Platform size: 800 x 1400 mm (private), 900 x 1400 mm (public)
- Lifting height: max. 125 cm
- Lifting capacity: max. 400 kg
- Operation: max. 2 min / 5 min
- Electrical connection: 230 V / 50 Hz / 10 A